

GWALIOR GLORY SCHOOL
REVISION SYLLABUS (FOR STUDENTS)
NOVEMBER (24-25)

CLASS – PLAY GROUP

Revision - ORALS

ENGLISH

Speaking Skills

(i) Conversation

- Q1 – What is your name ?
- Q2 – How are you ?
- Q3– In which class do you study ?
- Q4 – What is the name of your class teacher ?
- Q5 – What is the name of your school?
- Q6 – Wish Good Morning, Good Afternoon.
- Q7 – Are you a boy / girl?

(ii) Action Words

- sit, stand, run, pick, catch, hop, open, close, throw, take, clap, listen, come, go, jump, cry, walk, laugh, Slow, fast

(iii) Basic Manners

- Say Thank you, Please, Sorry,

(iv) Morning Activities

- 1) I Brush my teeth 2) I take bath
- 3) I drink Milk 4) I go to school

(i) Recitation

- **Rhymes** - 1) Twinkle Twinkle 2) Johny Johny
- 3) Rain Rain 4) Baa Baa Black Sheep
- 5) I hear thunder 6) A is for Apple

(ii) Reading Readiness

- Picture Reading **A to D**

(iii) Identification

- Alphabet **A , B , C , D**

(iv) Phonics

- A says ए , B says ब

MATHS (Oral)

Number readiness

- Counting – 1 to 10

Number Identification

- 1 - 3



Count the object

- 1 to 3 , toys, blocks, balls, cups

Comparison

- Big / Small , happy / sad

Shapes

- Circle , Square  

Colours

- Green, Blue , Red , Yellow

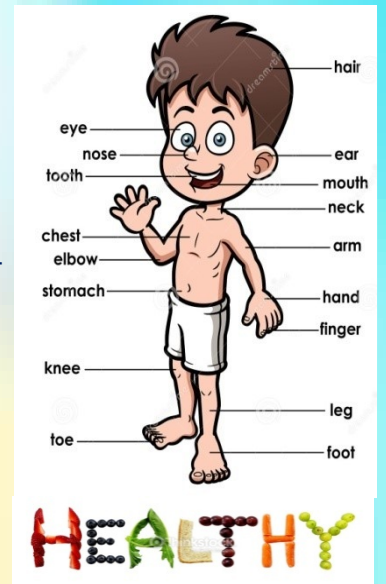


HINDI (Oral)

Speaking Skills

Recitation -

- 1) लकड़ी की काठी
- 2) बारिश आई
- 3) हाथी राजा
- 4) मैं तो सो रही थी
- 5) मछली
- 6) आलू कचालू
- 7) शेर निराला



GENERAL KNOWLEDGE -

Name & Identify

Parts of Body , Summer Season , Animals , Rainy Creatures , Fruits, Vegetables

Sounds of Animals


- Q. Dog Says Bow bow
Q. Cat Says Meow
Q. Duck Says quack quack
Q. Sheep Says baa, baa
Q. Cow Says Moo Moo

Conversation:-

- Q.1 What is the shape of a bangle? A. Circle.
Q.2 What do we use in rainy season?
A. Umbrella, raincoat, Gumboots.
Q.3 Which is our National Fruit? A. Mango.
Q.4 Which is our National animal? A. Tiger.
Q.5 Which is our National bird? A. Peacock.

Name & Identify -

Cat - Kitten , Dog - Puppy , Lion - Cub , Cow - Calf ,
Monkey - Baby



PHYSICAL ACTIVITIES -

GROSS MOTOR SKILLS

- Pick the ball
- Kick the ball
- Bubble chasing
- Pick and Run
- Hopping
- Crawling
- Walking
- Jumping
- Running

FINE MOTOR SKILLS

- Stack cups
- Block building
 - Zipping
 - Clay moulding
 - Spooning & Transferring
 - Puzzle solving



ART & CRAFT

- Vegetable Impression, Cotton Dabbing, Collage making, Thumb Painting.



GWALIOR GLORY SCHOOL

CLASS - PLAY GROUP

ACTIVITIES PLANNED FOR NOVEMBER'24 (FOR STUDENTS)

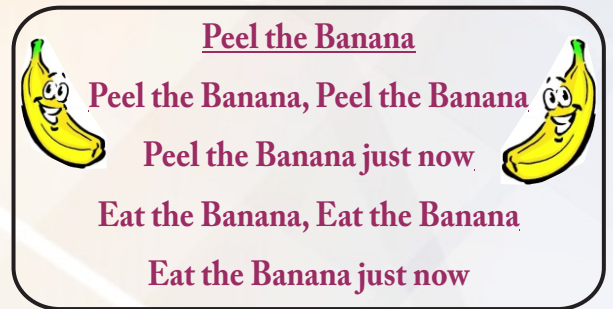
CONCEPT - **FRUITS**

ENGLISH

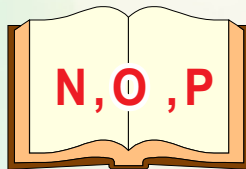
Speaking Skills



Action Song - **Fruits so yummy**



Reading Skills -



Mass Activity Worksheet -

Story - **Greeny & the Guava**

MATHS

Number readiness - **Count 1 - 6**

Mental Ability - **Count objects (1- 8)**

Comparison - **Up / Down**

Identification - **1 - 4**

Colour - **Orange**



HINDI

Speaking Skills

Recitation

- 1) अहा टमाटर
- 2) आम



2 Little Apples



2 Little Apples, hanging on the tree
they looked down and smiled at me,
I shook the tree as hard as I could,
down came the apples,
yum ! They were good.


GENERAL KNOWLEDGE ORALS - FRUITS

Q1 Which is our national fruit?

Ans. Mango.

Q2 Name some red fruits.

Ans. Apple, Cherries, Strawberries, Plum,
Pomegranate.



Identify & Name Fruits

- **Apple**



, Banana



, Mango



Papaya



, strawberry



, Watermelon



etc.

Fruits Can be eaten raw. Fruits are used to make Juice and shakes. Wash fruits before eating. Some fruits have seeds.

COURTESY

- Say 'Thank you' after receiving something.

PHYSICAL ACTIVITY

(Gross Motor Skills) - Jumping, Hopping, climb on stairs

(Fine Motor Skills)

- Play with Blocks, Rings, Puzzles , Balls, Counters

ART / CRAFT

- Collage, Fruit Impression, Dabbing

Dear Mother,

Converse with your child in English using Small / Short words & action words in the daily routine. Children have the tendency to first listen and learn and then they gradually speak or recite. Do not force the child to speak, instead encourage him to speak.

- Go for fruit shopping with them. Show & talk about it.
- Give them real fruits for sorting at home.

TIP - RESIST DOING FOR CHILDREN WHAT THEY CAN DO THEMSELVES.



BITS OF PAPER

Bits of Paper - 2

Lying on the floor - 2

Makes the place untidy - 2

Pick them up - 2

and throw it in the Dustbin



Watermelon Song

Watermelon, Watermelon

Papaya, papaya

Cheeku, Cheeku, Cheeku (2)

Fruit Salad (2)

Pomegranate, Pomegranate

Banana, Banana

Apple, Apple, Apple (2)

fruit Salad (2)

And we eat fruit salad.



2 Little Apples

2 Little Apples, hanging on the tree
they looked down and smiled at me,
I shook the tree as hard as I could,
down came the apples,
yum ! They were good.



अहा टमाटर

अहा टमाटर बड़ा मजेदार - 2

एक दिन इसको मोटू ने खाया

पतलू को मार भगाया ।

आम

मीठा मीठा ताजा आम
सभी फलों का राजा आम,

जो चाहें सब खाए

सबका जी ललचाए

ऐसा होता है, ये आम